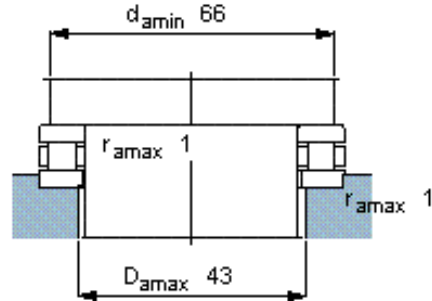
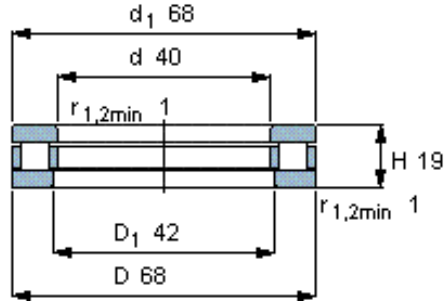
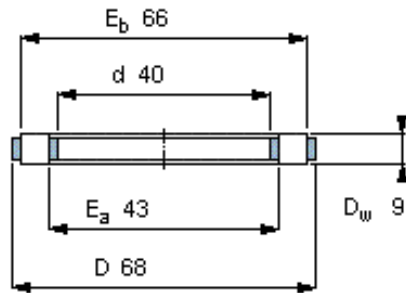


Principal dimensions			Basic load ratings		Speed ratings		Designations	
d	D	H	dynamic C	static C0	Reference speed	Limiting speed	Complete bearing	Roller and cage thrust assembly
mm			kN		r/min		-	
40	68	19	83	255	1900	3800	81208 TN	K 81208 TN

Complete bearing



Roller and cage thrust assembly



K 81208 TN

Mass kg 0,081

Appropriate components

Shaft washer
WS 81208

Housing washer
GS 81208

